


**HOSPITAL LOCAL DE AGUACHICA - NIT 824.000.785-2**  
**EJECUCION ACUMULADA - INGRESOS**  
**Todas las Filiales | Fecha de corte 31-DICIEMBRE-2020**

R-FAST 8.0s - SISTEMA INTEGRADO DE INFORMACION ADMINISTRATIVA, FINANCIERA Y ASISTENCIAL

Rubro	PRESUPUESTO						Reconocimientos			% Ejecución	Recaudos		
	Inicial	Adiciones	Reducciones	Créditos	Contracréd.	Actual	Acumulado	Del mes	Acumulado		Mes anterior	Del mes	Acumulado
<b>TOTAL INGRESOS</b>	<b>17.890.000.000</b>	<b>2.412.061.042</b>	<b>0</b>	<b>61.120.970</b>	<b>61.120.970</b>	<b>20.302.061.042</b>	<b>17.214.305.262</b>	<b>1.624.516.822</b>	<b>18.838.822.084</b>	<b>93%</b>	<b>14.610.337.496</b>	<b>1.550.614.546</b>	<b>16.160.952.042</b>
<b>0000</b> DISPONIBILIDAD INICIAL	0	19.608.964	0	0	0	19.608.964	19.608.964	0	19.608.964	100%	19.608.964	0	19.608.964
<b>1000</b> INGRESOS CORRIENTES	<b>14.641.000.000</b>	<b>1.646.478.202</b>	<b>0</b>	<b>61.120.970</b>	<b>61.120.970</b>	<b>16.287.478.202</b>	<b>15.621.246.209</b>	<b>1.551.942.646</b>	<b>17.173.188.855</b>	<b>105%</b>	<b>13.017.278.443</b>	<b>1.478.040.370</b>	<b>14.495.318.813</b>
<b>1110</b> VENTA DE SERVICIOS	<b>14.641.000.000</b>	<b>669.752.202</b>	<b>0</b>	<b>61.120.970</b>	<b>61.120.970</b>	<b>15.310.752.202</b>	<b>14.644.520.209</b>	<b>1.551.942.646</b>	<b>16.196.462.855</b>	<b>106%</b>	<b>12.040.552.443</b>	<b>1.478.040.370</b>	<b>13.518.592.813</b>
<b>1111</b> Régimen contributivo	363.600.000	0	0	0	0	363.600.000	83.085.500	0	83.085.500	23%	8.946.750	0	8.946.750
<b>1112</b> Régimen subsidiado	13.958.700.000	0	0	0	0	13.958.700.000	13.835.192.959	908.144.221	14.743.337.180	106%	11.979.943.222	1.082.037.971	13.061.981.193
<b>1113</b> SOAT	83.200.000	0	0	0	0	83.200.000	38.468.200	0	38.468.200	46%	11.753.571	0	11.753.571
<b>1114</b> ADRES	30.000.000	0	0	0	0	30.000.000	107.776.150	0	107.776.150	359%	0	0	0
<b>1115</b> Atención a la población pobre y vulnerable no cubierta con subsidios a la demanda	47.100.000	0	0	0	0	47.100.000	162.385.100	77.179.320	239.564.420	509%	0	0	0
<b>1116</b> Plan de acción en salud - Municipal	0	599.631.555	0	61.120.970	0	660.752.525	168.025.000	418.376.555	586.401.555	89%	0	393.357.349	393.357.349
<b>1117</b> Plan de acción en salud - Departamental	0	70.120.647	0	0	0	70.120.647	0	70.120.647	70.120.647	100%	0	0	0
<b>1118</b> Cuotas de recuperación, moderadoras y copagos	83.200.000	0	0	0	0	83.200.000	39.647.800	2.645.050	42.292.850	51%	39.647.800	2.645.050	42.292.850
<b>1119</b> Otras ventas de servicios de salud	75.200.000	0	0	0	61.120.970	14.079.030	209.939.500	75.476.853	285.416.353	2027%	261.100	0	261.100
<b>1200</b> APORTES	<b>0</b>	<b>976.726.000</b>	<b>0</b>	<b>0</b>	<b>0</b>	<b>976.726.000</b>	<b>976.726.000</b>	<b>0</b>	<b>976.726.000</b>	<b>100%</b>	<b>976.726.000</b>	<b>0</b>	<b>976.726.000</b>
<b>1230</b> Aportes municipales	0	0	0	0	0	0	0	0	0	0%	0	0	0
<b>1240</b> Aportes de la Nación no ligados a la venta de Servicios de Salud	0	976.726.000	0	0	0	976.726.000	976.726.000	0	976.726.000	100%	976.726.000	0	976.726.000
<b>2000</b> INGRESOS DE CAPITAL	<b>3.249.000.000</b>	<b>745.973.876</b>	<b>0</b>	<b>0</b>	<b>0</b>	<b>3.994.973.876</b>	<b>1.573.450.089</b>	<b>72.574.176</b>	<b>1.646.024.265</b>	<b>41%</b>	<b>1.573.450.089</b>	<b>72.574.176</b>	<b>1.646.024.265</b>
<b>2100</b> Recuperación de Cartera	3.249.000.000	745.973.876	0	0	0	3.994.973.876	1.573.428.329	72.556.062	1.645.984.391	41%	1.573.428.329	72.556.062	1.645.984.391
<b>2200</b> Rendimientos Financieros	0	0	0	0	0	0	21.760	18.114	39.874	0%	21.760	18.114	39.874

  
**SAUL HERNÁNDEZ GUTIERREZ**  
Gerente Empresa Social del Estado

  
**MONICA WILCHES GARZON**  
Subgerente Administrativo y Financiero



**HOSPITAL LOCAL DE AGUACHICA - NIT 824.000.785-2**  
**EJECUCION ACUMULADA - GASTOS**  
**Filial 00 - SEDE PRINCIPAL BARAHOJA | Fecha de corte 31-Dic-2020**

R-FAST 8.0s - SISTEMA INTEGRADO DE INFORMACION ADMINISTRATIVA, FINANCIERA Y ASISTENCIAL

Rubro	PRESUPUESTO					Compromisos			% Ejecución	Obligaciones			% Ejecución	Giros			% Ejecución	Por ejecutar	Cuentas por pagar
	Inicial	Adiciones	Créditos	Contracréd.	Actual	Mes anterior	Del mes	Acumulado		Mes anterior	Del mes	Acumulado		Mes anterior	Del mes	Acumulado			
<b>Rubros del año 2020</b>																			
<b>0 TOTAL GASTOS</b>	17.890.000.000	2.412.061.042	1.288.272.719	1.288.272.719	20.302.061.042	17.254.334.134	276.547.559	17.530.881.693	86	14.476.428.323	3.043.119.157	17.519.547.480	100	14.186.563.987	1.809.679.736	15.996.243.723	91	2.771.179.349	1.523.303.757
<b>1000000 GASTOS DE PERSONAL</b>	11.452.388.000	1.320.865.881	145.148.034	875.641.444	12.042.760.471	11.002.067.348	273.915.501	11.275.982.849	94	9.677.611.994	1.588.557.522	11.266.169.516	100	9.616.809.067	1.207.649.671	10.824.458.738	96	766.777.622	441.710.778
<b>1010000 GASTOS ADMINISTRATIVOS</b>	2.738.309.800	365.251.334	20.944.695	334.155.750	2.790.350.079	2.504.686.273	159.737.495	2.664.423.768	95	2.459.278.935	205.144.833	2.664.423.768	100	2.440.904.347	166.834.180	2.607.738.527	98	125.926.311	56.685.241
<b>1010100 SERVICIOS PERSONALES ASOCIADOS A LA NOMINA</b>	881.661.000	245.620.350	73.338	245.744.000	881.610.688	734.307.633	124.220.932	858.528.565	97	731.059.053	127.469.512	858.528.565	100	731.059.053	124.220.932	855.279.985	100	23.082.123	3.248.580
<b>1010101 Sueldos personal de nómina</b>	588.816.000	245.620.350	0	245.744.000	588.692.350	539.568.199	49.124.070	588.692.269	100	539.568.199	49.124.070	588.692.269	100	539.568.199	49.124.070	588.692.269	100	81	0
<b>1010111 Subsidio de alimentación</b>	11.088.000	0	73.338	0	11.161.338	10.235.980	925.358	11.161.338	100	10.235.980	925.358	11.161.338	100	10.235.980	925.358	11.161.338	100	0	0
<b>1010112 Auxilio de transporte</b>	8.559.600	0	0	0	8.559.600	7.739.862	719.978	8.459.840	99	7.739.862	719.978	8.459.840	100	7.739.862	719.978	8.459.840	100	99.760	0
<b>1010113 Horas extras y recargos nocturnos</b>	49.140.000	0	0	0	49.140.000	44.574.226	3.507.570	48.081.796	98	44.574.226	3.507.570	48.081.796	100	44.574.226	3.507.570	48.081.796	100	1.058.204	0
<b>1010114 Prima de vacaciones</b>	41.839.200	0	0	0	41.839.200	20.623.329	6.398.987	27.022.316	65	19.965.785	7.056.531	27.022.316	100	19.965.785	6.398.987	26.364.772	98	14.816.884	657.544
<b>1010115 Bonificación por servicios prestados</b>	25.592.300	0	0	0	25.592.300	21.859.210	3.392.187	25.251.397	99	21.859.210	3.392.187	25.251.397	100	21.859.210	3.392.187	25.251.397	100	340.903	0
<b>1010116 Bonificación especial de recreación</b>	8.177.900	0	0	0	8.177.900	5.297.654	2.880.246	8.177.900	100	5.109.784	3.068.116	8.177.900	100	5.109.784	2.880.246	7.990.030	98	0	187.870
<b>1010117 Vacaciones compensadas</b>	22.479.000	0	0	0	22.479.000	16.231.272	2.656.316	18.887.588	84	16.231.272	2.656.316	18.887.588	100	16.231.272	2.656.316	18.887.588	100	3.591.412	0
<b>1010118 Prima de servicios</b>	64.286.800	0	0	0	64.286.800	63.494.386	0	63.494.386	99	62.367.168	1.127.218	63.494.386	100	62.367.168	0	62.367.168	98	792.414	1.127.218
<b>1010119 Prima de navidad</b>	61.682.200	0	0	0	61.682.200	4.683.515	54.616.220	59.299.735	96	3.407.567	55.892.168	59.299.735	100	3.407.567	54.616.220	58.023.787	98	2.382.465	1.275.948
<b>1010200 SERVICIOS INDIRECTOS</b>	1.585.794.000	119.630.984	2.561.057	86.411.750	1.621.574.291	1.582.238.139	14.163.263	1.596.401.402	98	1.541.627.531	54.773.871	1.596.401.402	100	1.541.627.531	24.778.860	1.566.406.391	98	25.172.889	29.995.011
<b>1010201 Contratación de procesos administrativos</b>	1.041.108.000	0	0	0	1.041.108.000	1.040.780.000	0	1.040.780.000	100	1.040.780.000	0	1.040.780.000	100	1.040.780.000	0	1.040.780.000	100	328.000	0
<b>1010202 Honorarios</b>	501.042.000	104.630.984	0	69.411.750	536.261.234	508.564.861	4.733.000	513.297.861	96	468.877.201	44.420.660	513.297.861	100	468.877.201	20.491.000	489.368.201	95	22.963.373	23.929.660
<b>1010203 Supernumerarios</b>	12.000.000	15.000.000	0	17.000.000	10.000.000	2.053.133	6.065.351	8.118.484	81	1.130.185	6.988.299	8.118.484	100	1.130.185	922.948	2.053.133	25	1.881.516	6.065.351
<b>1010204 Contratos de aprendizaje</b>	31.644.000	0	2.561.057	0	34.205.057	30.840.145	3.364.912	34.205.057	100	30.840.145	3.364.912	34.205.057	100	30.840.145	3.364.912	34.205.057	100	0	0
<b>1010300 CONTRIBUCIONES INHERENTES A LA NÓMINA - SEI</b>	143.803.700	0	7.876.200	0	151.679.900	109.106.535	10.162.700	119.269.235	77	107.558.385	11.710.850	119.269.235	100	99.553.897	8.004.488	107.558.385	90	32.410.665	11.710.850
<b>1010310 CONTRIBUCIONES - SIN SITUACIÓN DE FONDOS</b>	103.650.500	0	5.731.800	0	109.382.300	78.725.835	5.381.500	84.107.335	79	77.177.685	6.929.650	84.107.335	100	72.057.685	5.120.000	77.177.685	92	25.274.965	6.929.650
<b>1010311 Aportes a EPS - SSF</b>	14.072.400	0	0	0	14.072.400	14.028.000	0	14.028.000	100	14.028.000	0	14.028.000	100	14.028.000	0	14.028.000	100	44.400	0
<b>1010312 Aportes a fondos de pensiones</b>	43.204.800	0	4.475.300	0	47.680.100	43.745.300	3.934.800	47.680.100	100	43.745.300	3.934.800	47.680.100	100	40.013.200	3.732.100	43.745.300	92	0	3.934.800
<b>1010313 Aportes a fondos de cesantías</b>	30.924.500	0	0	0	30.924.500	5.693.935	0	5.693.935	18	4.145.785	1.548.150	5.693.935	100	4.145.785	0	4.145.785	73	25.230.565	1.548.150
<b>1010314 Aportes a riesgos laborales</b>	15.448.800	0	1.256.500	0	16.705.300	15.258.600	1.446.700	16.705.300	100	15.258.600	1.446.700	16.705.300	100	13.870.700	1.387.900	15.258.600	91	0	1.446.700
<b>1010320 CONTRIBUCIONES - OTROS</b>	40.153.200	0	2.144.400	0	42.297.600	30.380.700	4.781.200	35.161.900	83	30.380.700	4.781.200	35.161.900	100	27.496.212	2.884.488	30.380.700	86	7.135.700	4.781.200
<b>1010321 Aportes al SENA</b>	12.680.400	0	644.400	0	13.324.800	12.151.900	1.172.900	13.324.800	100	12.151.900	1.172.900	13.324.800	100	10.873.112	1.278.788	12.151.900	91	0	1.172.900
<b>1010322 Aportes al ICBF</b>	27.472.800	0	1.500.000	0	28.972.800	18.228.800	3.608.300	21.837.100	75	18.228.800	3.608.300	21.837.100	100	16.623.100	1.605.700	18.228.800	83	7.135.700	3.608.300
<b>1010400 CONTRIBUCIONES INHERENTES A LA NÓMINA - SEI</b>	127.051.100	0	10.434.100	2.000.000	135.485.200	79.033.966	11.190.600	90.224.566	67	79.033.966	11.190.600	90.224.566	100	68.663.866	9.829.900	78.493.766	87	45.260.634	11.730.800
<b>1010410 CONTRIBUCIONES - SIN SITUACIÓN DE FONDOS</b>	101.690.300	0	9.139.800	2.000.000	108.830.100	54.725.366	8.844.100	63.569.466	58	54.725.366	8.844.100	63.569.466	100	46.496.566	7.688.600	54.185.166	85	45.260.634	9.384.300
<b>1010411 Aportes a EPS</b>	21.757.200	0	9.139.800	0	30.897.000	24.841.100	6.055.900	30.897.000	100	24.841.100	6.055.900	30.897.000	100	19.303.800	4.997.100	24.300.900	79	0	6.596.100
<b>1010412 Aportes a fondos de pensiones</b>	32.886.000	0	0	2.000.000	30.886.000	27.508.500	2.788.200	30.296.700	98	27.508.500	2.788.200	30.296.700	100	24.817.000	2.691.500	27.508.500	91	589.300	2.788.200
<b>1010413 Aportes a fondos de cesantías</b>	47.047.100	0	0	0	47.047.100	2.375.766	0	2.375.766	5	2.375.766	0	2.375.766	100	2.375.766	0	2.375.766	100	44.671.334	0
<b>1010420 CONTRIBUCIONES - OTROS</b>	25.360.800	0	1.294.300	0	26.655.100	24.308.600	2.346.500	26.655.100	100	24.308.600	2.346.500	26.655.100	100	22.167.300	2.141.300	24.308.600	91	0	2.346.500
<b>1010421 Aportes a la caja de compensación familiar</b>	25.360.800	0	1.294.300	0	26.655.100	24.308.600	2.346.500	26.655.100	100	24.308.600	2.346.500	26.655.100	100	22.167.300	2.141.300	24.308.600	91	0	2.346.500
<b>1020000 GASTOS DE OPERACION</b>	8.714.078.200	955.614.547	124.203.339	541.485.694	9.252.410.392	8.497.381.075	114.178.006	8.611.559.081	93	7.218.333.059	1.383.412.689	8.601.745.748	100	7.175.904.720	1.040.815.491	8.216.720.211	96	640.851.311	385.025.537
<b>1020100 SERVICIOS PERSONALES ASOCIADOS A LA NOMINA</b>	1.874.304.300	550.032.670	3.763.960	419.300.000	2.008.800.930	1.572.479.578	257.968.890	1.830.448.468	91	1.572.479.578	257.968.890	1.830.448.468	100	1.572.479.578	245.606.914	1.818.086.492	99	178.352.462	12.361.976
<b>1020101 Sueldos personal de nómina</b>	1.318.573.200	550.032.670	0	419.300.000	1.449.305.870	1.188.621.882	109.468.083	1.298.089.965	90	1.188.621.882	109.468.083	1.298.089.965	100	1.188.621.882	109.468.083	1.298.089.965	100	151.215.905	0
<b>1020111 Subsidio de alimentación</b>	15.048.000	0	0	0	15.048.000	13.672.385	1.255.843	14.928.228	99	13.672.385	1.255.843	14.928.228	100	13.672.385	1.255.843	14.928.228	100	119.772	0
<b>1020113 Horas extras y recargos nocturnos</b>	53.802.000	0	0	0	53.802.000	46.569.441	4.692.289	51.261.730	95	46.569.441	4.692.289	51.261.730	100	46.569.441	4.692.289	51.261.730	100	2.540.270	0
<b>1020114 Prima de vacaciones</b>	91.280.100	0	0	0	91.280.100	67.272.127	11.682.258	78.954.385	86	67.272.127	11.682.258	78.954.385	100	67.272.127	9.423.108	76.695.235	97	12.325.715	2.259.150
<b>1020115 Bonificación por servicios prestados</b>	55.860.300	0	0	0	55.860.300	48.265.819	5.653.528	53.919.347	97	48.265.819	5.653.528	53.919.347	100	48.265.819	3.520.375	51.786.194	96	1.940.953	2.133.153
<b>1020116 Bonificación especial de recreación</b>	18.313.800	0	0	0	18.313.800	17.250.346	1.060.454	18.310.800	100	17.250.346	1.060.454	18.310.800	100	17.250.346	1.060.454	18.310.800	100	3.000	0
<b>1020117 Vacaciones compensadas</b>	18.032.700	0	0	0	18.032.700	12.895.857	2.578.537	15.474.394	86										



**HOSPITAL LOCAL DE AGUACHICA - NIT 824.000.785-2**  
**EJECUCION ACUMULADA - GASTOS**  
**Filial 00 - SEDE PRINCIPAL BARAHOJA | Fecha de corte 31-Dic-2020**

**R-FAST 8.0s - SISTEMA INTEGRADO DE INFORMACION ADMINISTRATIVA, FINANCIERA Y ASISTENCIAL**

Rubro	PRESUPUESTO					Compromisos			% Ejecución	Obligaciones			% Ejecución	Giros			% Ejecución	Por ejecutar	Cuentas por pagar
	Inicial	Adiciones	Créditos	Contracred.	Actual	Mes anterior	Del mes	Acumulado		Mes anterior	Del mes	Acumulado		Mes anterior	Del mes	Acumulado			
<b>1020200</b> SERVICIOS INDIRECTOS	6.234.504.000	405.581.877	91.700.000	120.185.694	6.611.600.183	6.486.903.082	-183.820.166	6.303.082.916	95	5.207.855.066	1.085.414.517	6.293.269.583	100	5.207.855.066	756.803.838	5.964.658.904	95	308.517.267	328.610.679
<b>1020201</b> Contratación de procesos asistenciales	5.641.188.000	0	0	0	5.641.188.000	5.641.188.000	0	5.641.188.000	100	4.803.015.222	838.172.778	5.641.188.000	100	4.803.015.222	593.182.433	5.396.197.655	96	0	244.990.345
<b>1020202</b> Honorarios	523.316.000	371.657.397	91.700.000	66.261.214	920.412.183	811.829.533	-185.508.820	626.320.713	68	375.641.754	240.865.626	616.507.380	98	375.641.754	158.933.946	534.575.700	87	294.091.470	81.931.680
<b>1020203</b> Supernumerarios	70.000.000	33.924.480	0	53.924.480	50.000.000	33.885.549	1.688.654	35.574.203	71	29.198.090	6.376.113	35.574.203	100	29.198.090	4.687.459	33.885.549	95	14.425.797	1.688.654
<b>1020300</b> CONTRIBUCIONES INHERENTES A LA NÓMINA - SEI	308.692.600	0	27.357.379	2.000.000	334.049.979	253.845.924	29.755.982	283.601.906	85	253.845.924	29.755.982	283.601.906	100	223.661.385	28.257.839	251.919.224	89	50.448.073	31.682.682
<b>1020310</b> CONTRIBUCIONES - SIN SITUACIÓN DE FONDOS	239.037.400	0	25.300.000	0	264.337.400	188.345.824	25.590.382	213.936.206	81	188.345.824	25.590.382	213.936.206	100	165.258.624	21.160.500	186.419.124	87	50.401.194	27.517.082
<b>1020311</b> Aportes a EPS	45.428.300	0	23.800.000	0	69.228.300	58.088.200	10.055.100	68.143.300	98	58.088.200	10.055.100	68.143.300	100	48.132.100	9.956.100	58.088.200	85	1.085.000	10.055.100
<b>1020312</b> Aportes a fondos de pensiones	99.296.400	0	1.500.000	0	100.796.400	92.066.400	8.659.500	100.725.900	100	92.066.400	8.659.500	100.725.900	100	83.400.500	8.665.900	92.066.400	91	70.500	8.659.500
<b>1020313</b> Aportes a fondos de cesantías	60.365.900	0	0	0	60.365.900	7.972.924	4.009.282	11.982.206	20	7.972.924	4.009.282	11.982.206	100	7.972.924	0	7.972.924	67	48.383.694	4.009.282
<b>1020314</b> Aportes a riesgos laborales	33.946.800	0	0	0	33.946.800	30.218.300	2.866.500	33.084.800	97	30.218.300	2.866.500	33.084.800	100	25.753.100	2.538.500	28.291.600	86	862.000	4.793.200
<b>1020320</b> CONTRIBUCIONES - OTROS	69.655.200	0	2.057.379	2.000.000	69.712.579	65.500.100	4.165.600	69.665.700	100	65.500.100	4.165.600	69.665.700	100	58.402.761	7.097.339	65.500.100	94	46.879	4.165.600
<b>1020321</b> Aportes al SENA	27.853.200	0	800.000	0	28.653.200	26.200.720	2.405.700	28.606.420	100	26.200.720	2.405.700	28.606.420	100	22.671.181	3.529.539	26.200.720	92	46.780	2.405.700
<b>1020322</b> Aportes al ICBF	41.802.000	0	1.257.379	2.000.000	41.059.379	39.299.380	1.759.900	41.059.280	100	39.299.380	1.759.900	41.059.280	100	35.731.580	3.567.800	39.299.380	96	99	1.759.900
<b>1020400</b> CONTRIBUCIONES INHERENTES A LA NÓMINA - SEI	296.577.300	0	1.382.000	0	297.959.300	184.152.491	10.273.300	194.425.791	65	184.152.491	10.273.300	194.425.791	100	171.908.691	10.146.900	182.055.591	94	103.533.509	12.370.200
<b>1020410</b> CONTRIBUCIONES - SIN SITUACION DE FONDOS	240.850.500	0	0	0	240.850.500	131.854.691	5.462.300	137.316.991	57	131.854.691	5.462.300	137.316.991	100	124.368.291	5.389.500	129.757.791	94	103.533.509	7.559.200
<b>1020411</b> Aportes a EPS	72.988.300	0	0	0	72.988.300	68.603.600	0	68.603.600	94	68.603.600	0	68.603.600	100	66.506.700	0	66.506.700	97	4.384.700	2.096.900
<b>1020412</b> Aportes a fondos de pensiones	67.880.100	0	0	0	67.880.100	60.630.100	5.462.300	66.092.400	97	60.630.100	5.462.300	66.092.400	100	55.240.600	5.389.500	60.630.100	92	1.787.700	5.462.300
<b>1020413</b> Aportes a fondos de cesantías	99.982.100	0	0	0	99.982.100	2.620.991	0	2.620.991	3	2.620.991	0	2.620.991	100	2.620.991	0	2.620.991	100	97.361.109	0
<b>1020420</b> CONTRIBUCIONES - OTROS	55.726.800	0	1.382.000	0	57.108.800	52.297.800	4.811.000	57.108.800	100	52.297.800	4.811.000	57.108.800	100	47.540.400	4.757.400	52.297.800	92	0	4.811.000
<b>1020421</b> Aportes a la caja de compensación familiar	55.726.800	0	1.382.000	0	57.108.800	52.297.800	4.811.000	57.108.800	100	52.297.800	4.811.000	57.108.800	100	47.540.400	4.757.400	52.297.800	92	0	4.811.000
<b>2000000</b> GASTOS GENERALES	2.768.212.000	398.131.555	239.047.201	352.617.000	3.052.773.756	2.401.524.949	30.740.642	2.432.265.591	80	1.576.790.212	853.954.500	2.430.744.711	100	1.576.790.212	294.471.658	1.871.261.870	77	620.508.165	559.482.841
<b>2010000</b> GASTOS ADMINISTRATIVOS	842.407.000	116.980.000	79.832.614	150.973.900	888.245.714	584.327.308	30.866.704	615.194.012	69	425.244.713	189.949.299	615.194.012	100	425.244.713	49.134.204	474.378.917	77	273.051.702	140.815.095
<b>2010100</b> ADQUISICIÓN DE BIENES	166.790.000	0	57.365.100	1.056.900	75.732.000	65.104.060	0	65.104.060	86	65.104.060	0	65.104.060	100	65.104.060	0	65.104.060	100	10.627.940	0
<b>2010104</b> Materiales y suministros	75.732.000	0	0	0	75.732.000	65.104.060	0	65.104.060	86	65.104.060	0	65.104.060	100	65.104.060	0	65.104.060	100	0	0
<b>2010102</b> Dotación de calzado y vestido de labor	17.820.000	0	0	1.056.900	16.763.100	16.763.100	0	16.763.100	100	16.763.100	0	16.763.100	100	16.763.100	0	16.763.100	100	0	0
<b>2010103</b> Mantenimiento hospitalario	31.318.000	0	57.365.100	0	88.683.100	70.683.100	4.530.500	75.213.600	85	60.347.000	14.866.600	75.213.600	100	60.347.000	7.301.902	67.648.902	90	13.469.500	7.564.698
<b>2010101</b> Combustibles y lubricantes	41.920.000	0	0	0	41.920.000	18.600.000	0	18.600.000	44	18.600.000	0	18.600.000	100	18.600.000	0	18.600.000	100	23.320.000	0
<b>2010200</b> ADQUISICIÓN DE SERVICIOS	675.617.000	116.980.000	22.467.514	149.917.000	665.147.514	413.177.048	26.336.204	439.513.252	66	264.430.553	175.082.699	439.513.252	100	264.430.553	41.832.302	306.262.855	70	225.634.262	133.250.397
<b>2010205</b> Impresos y publicaciones	23.220.000	116.980.000	0	11.700.000	128.500.000	57.062.870	0	57.062.870	44	28.589.050	28.473.820	57.062.870	100	28.589.050	3.624.282	32.213.332	56	71.437.130	24.849.538
<b>2010209</b> Servicio de vigilancia	136.503.000	0	0	0	136.503.000	136.503.000	0	136.503.000	100	136.503.000	0	136.503.000	100	136.503.000	0	136.503.000	100	0	0
<b>2010210</b> Servicios públicos	100.000.000	0	0	0	100.000.000	46.146.252	20.480.203	66.626.455	67	44.861.136	21.765.319	66.626.455	100	44.861.136	10.153.562	55.014.698	83	33.373.545	11.611.757
<b>2010211</b> Viáticos y gastos de viaje	46.000.000	0	0	30.000.000	16.000.000	4.737.756	2.470.699	7.208.455	45	3.254.996	3.953.459	7.208.455	100	3.254.996	3.953.459	7.208.455	100	8.791.545	0
<b>2010204</b> Comunicaciones y transporte	3.000.000	0	0	0	3.000.000	3.000.000	0	3.000.000	100	2.307.781	692.219	3.000.000	100	2.307.781	692.219	3.000.000	100	0	0
<b>2010201</b> Arrendamientos	78.000.000	0	0	0	78.000.000	19.500.000	0	19.500.000	25	19.500.000	0	19.500.000	100	19.500.000	0	19.500.000	100	58.500.000	0
<b>2010208</b> Seguros	34.500.000	0	0	10.000.000	24.500.000	13.677.158	0	13.677.158	56	13.677.158	0	13.677.158	100	13.677.158	0	13.677.158	100	10.822.842	0
<b>2010206</b> Mantenimiento hospitalario	216.122.000	0	20.000.000	98.217.000	137.905.000	110.403.800	0	110.403.800	80	0	110.403.800	110.403.800	100	0	17.000.000	17.000.000	15	27.501.200	93.403.800
<b>2010207</b> Salud y seguridad en el trabajo	14.720.000	0	0	0	14.720.000	5.400.000	0	5.400.000	37	3.950.800	1.449.200	5.400.000	100	3.950.800	1.449.200	5.400.000	100	9.320.000	0
<b>2010202</b> Bienestar social e incentivos	17.664.000	0	2.467.514	0	20.131.514	16.746.212	3.385.302	20.131.514	100	11.786.632	8.344.882	20.131.514	100	11.786.632	4.959.580	16.746.212	83	0	3.385.302
<b>2010203</b> Capacitaciones	5.888.000	0	0	0	5.888.000	0	0	0	0	0	0	0	0	0	0	0	0	5.888.000	0
<b>2020000</b> GASTOS OPERATIVOS	1.919.805.000	281.151.555	157.314.587	201.643.100	2.156.628.042	1.814.893.587	-3.197.816	1.811.695.770	84	1.149.241.444	660.933.446	1.810.174.890	100	1.149.241.444	242.265.700	1.391.507.144	77	344.932.272	418.667.746
<b>2020100</b> ADQUISICIÓN DE BIENES	573.157.000	183.526.555	143.851.900	30.000.000	870.535.455	654.626.100	-6.344.272	648.281.828	74	553.046.983	95.234.845	648.281.828	100	553.046.983	66.097.058	619.144.041	96	222.253.627	29.137.787
<b>2020104</b> Materiales y suministros	176.708.000	164.876.555	0	30.000.000	311.584.555	223.383.600	-4.434.116	218.949.484	70	177.271.793	41.677.691	218.949.484	100	177.271.793	30.492.382				




**HOSPITAL LOCAL DE AGUACHICA - NIT 824.000.785-2**  
**EJECUCION ACUMULADA - GASTOS**  
**Filial 00 - SEDE PRINCIPAL BARAHOJA | Fecha de corte 31-Dic-2020**

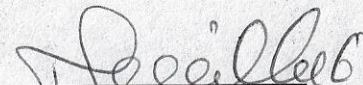
R-FAST 8.0s - SISTEMA INTEGRADO DE INFORMACION ADMINISTRATIVA, FINANCIERA Y ASISTENCIAL

Rubro	PRESUPUESTO					Compromisos				% Ejecución	Obligaciones			% Ejecución	Giros			% Ejecución	Por ejecutar	Cuentas por pagar
	Inicial	Adiciones	Créditos	Contracréd.	Actual	Mes anterior	Del mes	Acumulado	Mes anterior		Del mes	Acumulado	Mes anterior		Del mes	Acumulado				
2020202	39.557.000	0	2.462.687	0	42.019.687	34.884.774	7.134.913	42.019.687	100	24.333.211	17.686.476	42.019.687	100	24.333.211	10.551.563	34.884.774	83	0	7.134.913	
2020209	318.507.000	0	0	0	318.507.000	318.507.000	0	318.507.000	100	242.460.818	76.046.182	318.507.000	100	242.460.818	38.023.091	280.483.909	88	0	38.023.091	
2020210	180.000.000	0	0	0	180.000.000	134.000.000	25.566.536	159.566.535	89	123.430.201	36.136.334	159.566.535	100	123.430.201	12.976.358	136.406.559	85	20.433.465	23.159.976	
2020211	25.000.000	0	0	18.643.100	6.356.900	2.851.613	0	2.851.613	45	2.851.613	0	2.851.613	100	2.851.613	0	2.851.613	100	3.505.287	0	
2020207	32.964.000	0	0	0	32.964.000	7.440.100	0	7.440.100	23	0	7.440.100	7.440.100	100	0	2.501.600	2.501.600	34	25.523.900	4.938.500	
2020204	54.180.000	0	0	0	54.180.000	54.180.000	-3.672.843	50.507.157	93	25.550.477	24.956.680	50.507.157	100	25.550.477	8.312.818	33.863.295	67	3.672.843	16.643.862	
2020206	571.754.000	18.650.000	11.000.000	93.000.000	508.404.000	508.404.000	-18.964.089	489.439.911	96	140.164.221	349.275.690	489.439.911	100	140.164.221	60.499.698	200.663.919	41	18.964.089	288.775.992	
2020203	13.186.000	0	0	0	13.186.000	0	0	0	0	0	0	0	0	0	0	0	0	0	13.186.000	0
2020212	24.000.000	0	0	0	24.000.000	24.000.000	-3.994.249	20.005.751	83	18.970.351	1.035.400	20.005.751	100	18.970.351	1.029.649	20.000.000	100	3.994.249	5.751	
2030000	6.000.000	0	1.900.000	0	7.900.000	2.304.055	3.071.754	5.375.809	68	2.304.055	3.071.754	5.375.809	100	2.304.055	3.071.754	5.375.809	100	2.524.191	0	
2030100	3.000.000	0	1.900.000	0	4.900.000	1.781.696	3.071.754	4.853.450	99	1.781.696	3.071.754	4.853.450	100	1.781.696	3.071.754	4.853.450	100	46.550	0	
2030200	3.000.000	0	0	0	3.000.000	522.359	0	522.359	17	522.359	0	522.359	100	522.359	0	522.359	100	2.477.641	0	
3000000	400.000.000	0	0	25.014.275	374.985.725	58.117.313	0	58.117.313	15	58.117.313	0	58.117.313	100	58.117.313	0	58.117.313	100	316.868.412	0	
3010200	400.000.000	0	0	25.014.275	374.985.725	58.117.313	0	58.117.313	15	58.117.313	0	58.117.313	100	58.117.313	0	58.117.313	100	316.868.412	0	
3010201	400.000.000	0	0	25.014.275	374.985.725	58.117.313	0	58.117.313	15	58.117.313	0	58.117.313	100	58.117.313	0	58.117.313	100	316.868.412	0	
4000000	1.361.400.000	0	135.777.484	0	1.497.177.484	1.354.400.000	-49.760.887	1.304.639.113	87	895.026.233	409.612.880	1.304.639.113	100	888.238.409	135.508.959	1.023.747.368	78	192.538.371	280.891.745	
4010000	1.361.400.000	0	135.777.484	0	1.497.177.484	1.354.400.000	-49.760.887	1.304.639.113	87	895.026.233	409.612.880	1.304.639.113	100	888.238.409	135.508.959	1.023.747.368	78	192.538.371	280.891.745	
4010100	471.200.000	0	95.777.484	0	566.977.484	471.200.000	-28.208.067	442.991.933	78	440.791.455	2.200.478	442.991.933	100	440.047.249	729.500	440.776.749	99	123.985.551	2.215.184	
4010200	426.200.000	0	0	0	426.200.000	426.200.000	-1.207.576	424.992.424	100	132.635.491	292.356.933	424.992.424	100	128.309.371	101.421.743	229.731.114	54	1.207.576	195.261.310	
4010300	339.000.000	0	0	0	339.000.000	332.000.000	-16.427.599	315.572.401	93	281.443.850	34.128.551	315.572.401	100	281.443.849	9.800.719	291.244.568	92	23.427.599	24.327.833	
4010400	125.000.000	0	40.000.000	0	165.000.000	125.000.000	-3.917.645	121.082.355	73	40.155.437	80.926.918	121.082.355	100	38.437.941	23.556.997	61.994.938	51	43.917.645	59.087.417	
6000000	408.000.000	0	676.800.000	35.000.000	1.049.800.000	176.294.732	129.818.349	306.113.081	29	126.340.732	179.772.349	306.113.081	100	126.340.732	149.415.634	275.756.366	90	743.686.919	30.356.715	
6010000	408.000.000	0	676.800.000	35.000.000	1.049.800.000	176.294.732	129.818.349	306.113.081	29	126.340.732	179.772.349	306.113.081	100	126.340.732	149.415.634	275.756.366	90	743.686.919	30.356.715	
6010100	378.000.000	0	160.000.000	35.000.000	503.000.000	141.293.932	129.818.349	271.112.281	54	101.339.932	169.772.349	271.112.281	100	101.339.932	149.415.634	250.755.566	92	231.887.719	20.356.715	
6010200	30.000.000	0	516.800.000	0	546.800.000	35.000.800	0	35.000.800	6	25.000.800	10.000.000	35.000.800	100	25.000.800	0	25.000.800	71	511.799.200	10.000.000	
7000000	1.500.000.000	693.063.606	91.500.000	0	2.284.563.606	2.261.929.792	-108.166.046	2.153.763.746	94	2.142.541.839	11.221.907	2.153.763.746	100	1.920.268.254	22.633.814	1.942.902.068	90	130.799.860	210.861.678	

-1.452.820.348

DISPONIBILIDAD FINAL

  
**SAUL HERNÁNDEZ GUTIERREZ**  
 Gerente Empresa Social del Estado

  
**MONICA WILCHEZ GARZON**  
 Subgerente Administrativo y Financiero